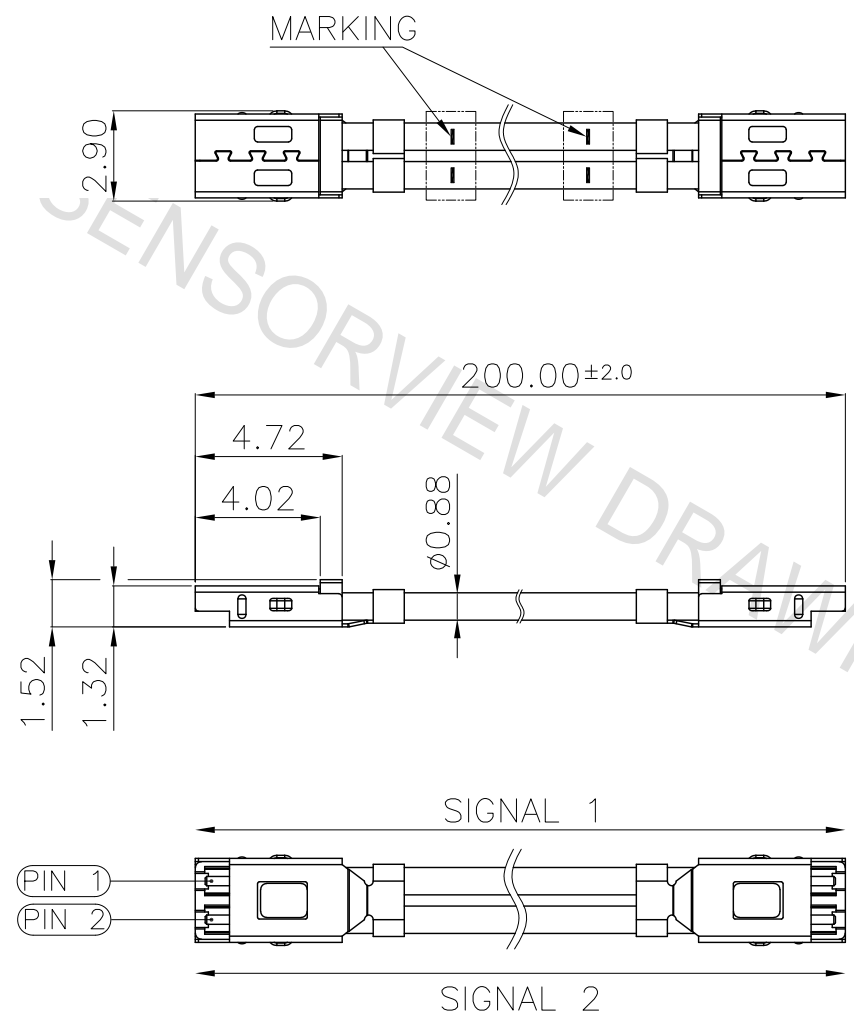


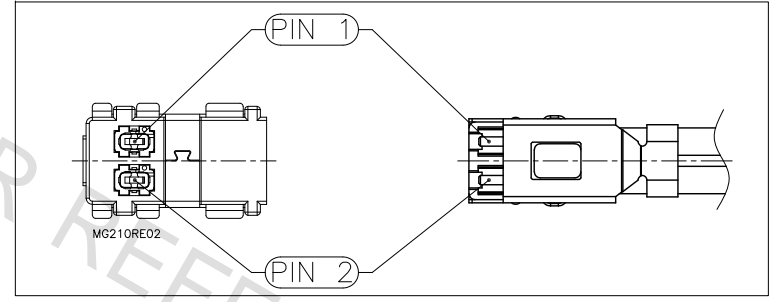
REVISION	
NO.	CHANGE CONTENTS
	CHANGE CAUSE



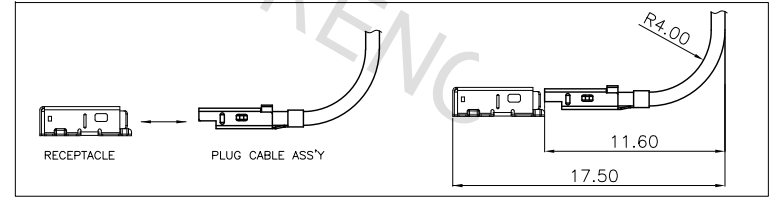
There is no twist of cable and no twist in plug.  
Each RF signals goes straight to the other end.

NOTES:

- THIS PRODUCT IS AN ASSEMBLY OF 2 LINES OF CABLE AND PLUGS AT BOTH ENDS
- CONN. MATERIAL
  - HOUSING : Zn (Au-Plated)
  - SIGNAL PIN : BeCu (Au-Plated)
  - INSULATOR : LCP
  - SHELL : STS (Ni-Plated)
- CABLE MATERIAL
  - CONDUCTOR : SILVER PLATED COPPER
  - INSULATOR : LDPFA
  - OUTER CONDUCTOR : TIN PLATED COPPER WIRE / COPPER POLYESTER TAPE
  - JACKET : PFA (COLOR : BROWN)
- ELECTRICAL CHARACTERISTICS
  - IMPEDANCE : Typ. 50Ω
  - VSWR : MAX. 1.5 @ 10MHz ~ 10 GHz
  - INSERTION LOSS. Min. : -1.70dB @ DC ~ 10GHz
  - CROSSTALK : MAX -40 dB @ DC ~ 10GHz
- PIN ASSIGNMENT



6. REQUIRED SPACE FOR MATING / UNMATING (Min.)



NO.	PART NO.	DESCRIPTION	Q'TY	MATERIAL	REMARKS	REV.
MATERIAL	N/A	DRAW	DESIGN	CHECK	APPRO.	TITLE
FINISH	N/A					PLUG CABLE ASS'Y
TOLERANCE	Decimal	Angle			PART NO.	MGC10217
SCALE	4/1	UNIT mm				
REVISION	00	SHEET	1	MODEL		